

Pecyn Gweithgareddau
Ysgol Gymraeg
Casnewydd
Activity Pack



Blwyddyn 6 Year 6

Wythnos/ Week

13.7.20

CYFARWYDDIADAU DYSGU ADREF/YSGOL.

Yn y pecyn yma mae'r adnoddau i gyd sydd angen arnoch chi i gwblhau'r tasgau yn ystod yr wythnos.

OS YDY EICH PLENTYN YN DYCHWELYD I'R YSGOL

Os ydy eich plentyn yn dychwelyd i'r ysgol **NID**

OES angen iddynt gwblhau'r tasgau sydd wedi uwcholeuo mewn **MELYN**, dyma'r tasgau y byddwn yn cwblhau yn yr ysgol. Ar ben pob tasg yn y pecyn mi fydd yn nodi os ydy'r weithgaredd yn cael ei gwblhau yn yr ysgol neu adref.

Mi fydd gweddill y pecyn yn cael eu gwblhau adref.

OS NAD YW EICH PLENTYN YN DYCHWELYD I'R YSGOL

Os **NAD** yw eich plentyn yn dychwelyd i'r ysgol mi fydd y tasgau yma i gyd yn cael eu gwblhau adref. Mi fydd yna gyflwyniad fideo i'r tasgau mewn **MELYN** ar gael ar ein sianel You Tube ysgol. Mae'r linicau i'r fideos ar y dudalen canlynol.

INSTRUCTIONS TO HOME/SCHOOL LEARNING

In this pack you have all the resources that you need to complete the tasks for the week.

IF YOUR CHILLD IS RETURNING TO SCHOOL:

If your child is returning to school they **DO NOT** need to complete any tasks that are highlighted on the grid in **YELLOW**, these are the tasks that we will be completing in school. At the top of each task in the work pack it will also note if it is a school task or a task to be completed at home.

The rest of the tasks are to be completed at home.

IF YOUR CHILD IS NOT RETURNING TO SCHOOL:

If your child is **NOT** returning to school, all tasks should be completed at home. Video introductions of the tasks highlighted in **YELLOW** will be available on the school You Tube channel. The links to the videos are on the following page.

Grid Gweithgareddau Blwyddyn 6 / Year 6 Activities Grid (13. 7. 20)

LLYTHRENNEDD / LITERACY	RHIFEDD / NUMERACY	PONTIO / TRANSITION	IECHYD A LLES/ HEALTH AND WELL-BEING
<p><u>Tasg Cymraeg 1 / Welsh Task 1</u> <u>Capsiwl Amser/ Time Capsule</u></p> <p>Llewnch y wybodaeth yn sôn am eich atgofion a'ch gobeithion iw rhoi yn y capsawl amser.</p> <p>Write about your memories and your hopes for the future to go in the time capsule.</p>	<p><u>TASG MATHEMATEG 1/ MATHEMATICS TASK 1</u> <u>Helfa natur/ Nature Hunt</u></p> <p>Pan fyddwch yn mynd allan am dro tybed sawl peth ar y rhestr allwch chi ddarganfod?</p> <p>When you go out for a walk I wonder how many things can you find?</p>	<p><u>TASG PONTIO 1/ TRANSITION TASK 1</u></p> <p>Allwch greu darn o waith Celf mewn ymateb i amrywiaeth o ddyfyniadau? Gweler yr enghreifftiau fel ysbrydoliaeth.</p> <p>Can you create a piece of artwork in response to a range of quotes? See the examples for inspiration.</p>	<p><u>TASG LLES 1 / WELLBEING TASK 1</u></p> <p>Gwylwch y fideo o athrawon blwyddyn 7 yn cyflwyno ei hunain i chi. Ar ôl gwyllo y fideo tynnwch lun o'ch athrawon newydd a nodwch unhryw wybodaeth yr ydych wedi dysgu am yr athrawon o amgylch y llun. Watch the video by your year 7 teachers introducing themselves to you. After watching the video draw a picture of your new teachers and note any information you have learnt about them around the picture.</p>
<p><u>Tasg Cymraeg 2/ Welsh Task 2-</u></p> <p>Cwblhewch y weithgaredd sillafu gyda geiriau o'ch dewis. Complete the spelling activity with words of your choice.</p>	<p><u>Tasg Mathemateg 2 / Mathematics Task 2</u></p> <p>Allwch ddefnyddio eich gwybodaeth Mathemategol i greu u cwis Mathemateg i'ch teulu?</p> <p>Can you use your Mathematical knowledge to create a quiz for your family?</p>	<p><u>TASG PONTIO 2 / TRANSITION TASK 2</u></p> <p>Llenwch y daflen Dyma Fi yn 2020. Fill in the sheet This is me 2020.</p>	<p><u>TASG LLES 2 / WELLBEING TASK 2</u> <u>WORRYSAURUS - (BI 2)</u> <u>Bev - Whistles/washing hands (D a BI1)</u></p> <p>A fedrwch chi nodi eich pryderon o fewn y pili pala? Efallai bydd y pili pala yn hedfan i ffwrdd, fel yr un yn y llyfr.</p> <p>Can you write your worries in the butterfly? Maybe the butterfly will fly away, like the one in the book!</p>
<p><u>Grid Boggle Iaith / Language Boggle Grid</u> <u>Defnyddiwch y grid Boggle i greu gymaint o eiriau a phosib. Mae un grid er mwyn creu geiriau Cymraeg ac un grid er mwyn creu geiriau Saesneg. Sawl gair allwch greu?</u></p> <p>Use the Boggle grid to create as many words as possible. There is one grid for you to create Welsh words and one grid for you to create English words.</p>	<p><u>Tasg Mathemateg 3 Mathematics Task 3</u> <u>Grid Boggle Maths/ Mathematics Boggle Grid</u> <u>Defnyddiwch y grid Boggle i greu gymaint o frawddegau rhif a phosib. Defnyddiwch adio, tynnu, lluosu a rhannu.</u></p> <p>Use the Boggle grid to create as many number sentences as possible (e.g 2+5 = 7) Use addition, subtraction, multiplication and division.</p>	<p><u>TASG PONTIO 3/ TRANSITION TASK 3</u> <u>Grid Lliwiau Teimladau / Feelings Colour Chart</u> <u>Llenwch y grid lliwiau teimladau. Meddyliwch am symud i ddsbarth newydd ac amdanoch chi fel person - sut ydych yn teimlo a beth sydd yn gwneud i chi deimlo fel hynny. Gweler yr enghraifft.</u></p> <p>Fill in the feelings colour grid. Think about moving to a new class and about you as a person - How do you feel and what makes you feel like that? See the example.</p>	<p><u>Tasg Lles 3 E-ddiogelwch perygl dieithryn / Task Wellbeing 3 E-safety stranger danger</u></p> <p>Gan ddefnyddio'r taflen gwybodaeth Tasg Lles 3 crewch boster o awgrymiadau da i helpu i ddysgu plant eraill sut</p> <p>Using the information sheet Task Wellbeing 3 create a poster of top tips to help teach other children how to</p>

Sianel You Tube /You Tube channel

Linciau i'r tasgiau sydd wedi uwcholeuo yn felyn:

Links to tasks highlighted in yellow.

Tasg Cymraeg 1/ Welsh task 1

<https://youtu.be/7KPMXRkCIFg>

Tasg Mathemateg 1/ Mathematics task 1

https://youtu.be/ilR7x_zEWpk

Tasg Pontio 1/ Transition Task 1

https://www.youtube.com/watch?v=P_zfWg76wZQ&feature=youtu.be

Tasg Lles 1/ Wellbeing task 1

Bydd y lincs i gyflwyniadau athrawon blwyddyn 7 yn mynd ar teams ac ar Youtube ar ddechrau wythnos 3 – fe fyddwn yn ebostio y linc i chi.

The links for the year 7 form teacher's presentations will go on teams and on Youtube at the start of week 3 – we will e-mail the link to you.

Tasg Cymraeg 1 (Yn Ysgol) Welsh Task 1 (In school)

Wrth i chi feddwl am ddiwedd eich amser yn Ysgol Gymraeg Casnewydd ac am y cyfnod hanesyddol yma gyda Covid 19 wedi newid ein bywydau rydyn ni eisiau i chi edrych yn ol ar eich hatgofion ac ymlaen i'r dyfodol. Gwnewch amlinelliad o'ch dwylo. Ar un llaw nodwch atgofion gan ddilyn y patrwm. Ar y llaw arall nodwch eich gobeithion ar gyfer y dyfodol gan ddilyn y patrwm.

As you think about the end of your time in Ysgol Gymraeg Casnewydd and this historical time we are living through during Covid 19, we would like you to think of your memories and your hopes for the future. On one hand note your memories following the pattern. On the other hand note down your hopes for the future.

Fy atgof cyntaf o'r ysgol yw/ My first memory of school is...

Un atgof yn ystod y lockdown yw... One memory during lockdown is...

Y person sydd fwyaf arbennig i fi yw... The person most special to me is...

Rwy'n chwerthin pan dwi'n cofio/ I laugh when I remember...

Fy hoff atgof i yw... My favourite memory is...



Fy ngobaith ar gyfer y byd yw... My hope for the world is...

Fy ngobaith ar gyfer ysgol uwchradd yw... My hope for secondary school is...

Un gobaith sydd gen i ar gyfer blwyddyn 7 yw... My hope for year 7 is...

Un gobaith sydd gen i ar gyfer y dyfodol yw... One hope I have for the future is...



Yn y dyfodol hoffwn fod yn..... In the future I would like to be a...

Fy Atgofion / My Memories



Fy Ngobeithion / My Hopes

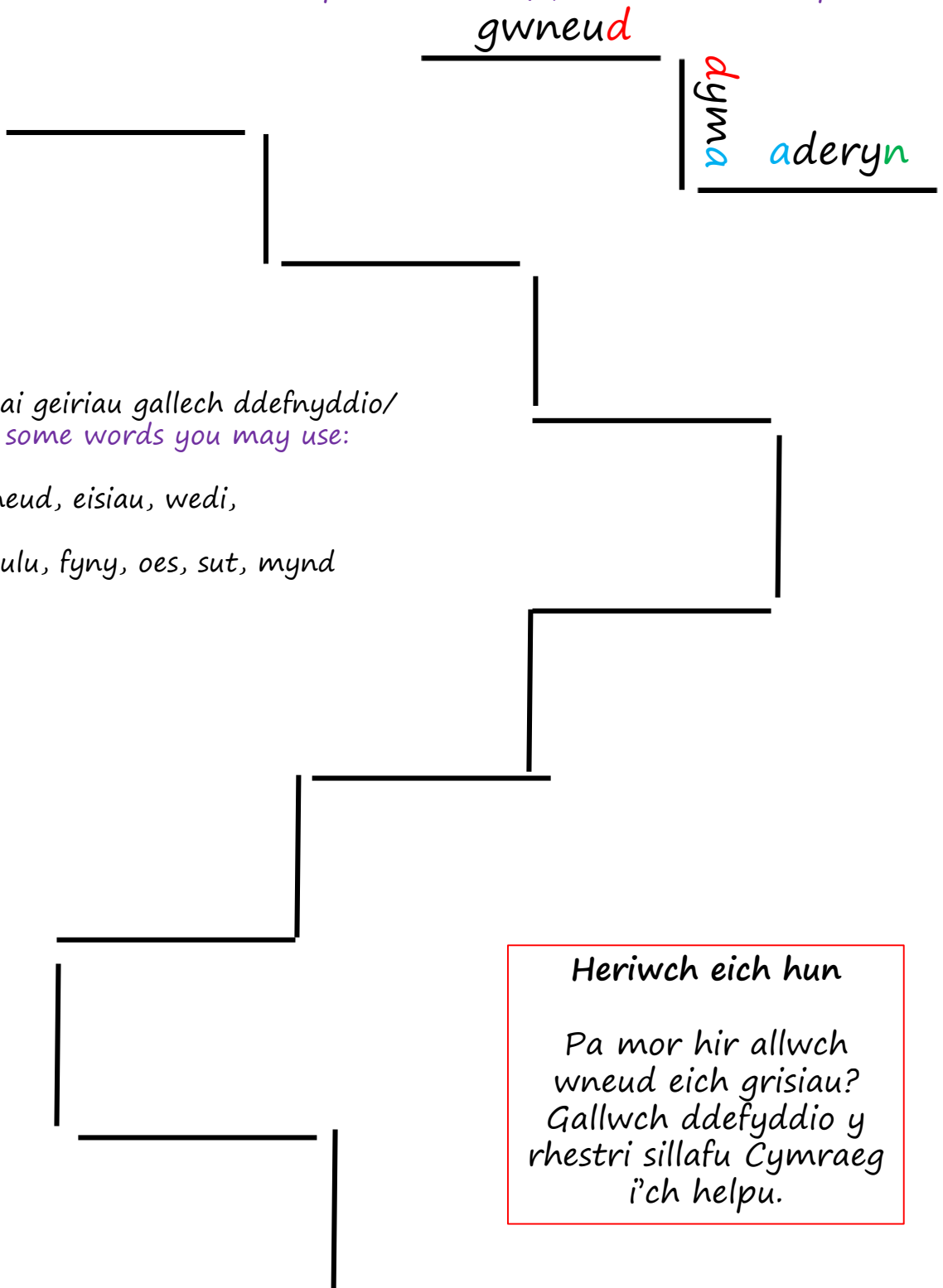


Tasg Iaith 2 - Sillafu (Adre)

Language task 2 - Spelling (At home)

Dewiswch unrhyw air Cymraeg yr hoffech ymarfer sillafu e.e. gwneud. Ysgrifennwch "gwneud" ar hyd y gris gyntaf. Yna, ymarferwch sillafu gair sy'n cychwyn gyda'r lythyren olaf (d). Edrychwch ar yr esiampl:

Choose any Welsh word you would like to practise spelling e.g. gwneud. Write the word "gwneud" along the first step. Then, practise spelling a word that begins with the last letter of the previous word (d). Look at this example:



Dyma rhai geiriau gallech ddefnyddio/
Here are some words you may use:

cael, gwneud, eisiau, wedi,

credu, teulu, fyny, oes, sut, mynd

Heriwch eich hun

Pa mor hir allwch
wneud eich grisiau?
Gallwch ddefnyddio y
rhestri sillafu Cymraeg
i'ch helpu.

Tasg 3 Cymraeg/Saenseg (At home)
Welsh/English Task 2 (At home)



Sawl gair allwch chi greu gan ddefnyddio'r grid (sy'n addas i chi) o fewn 1 munud?

Look at the grey grid to make Welsh words and the purple grid to make English words. How many Welsh/English words can you make in 1 minute?

m	a	p
t	ch	c
r	e	m

Tasg 3 Cymraeg/Saenseg (At home)
Welsh/English Task 2 (At home)



h	th	i	r
ll	m	p	ch
u	e	r	l

Tasg 3 Cymraeg/Saenseg (At home)
Welsh/English Task 2 (At home)



p	a	l
t	u	o
b	e	m

Tasg 3 Cymraeg/Saenseg (At home)
Welsh/English Task 2 (At home)



p	a	l
t	u	o
b	e	m
e	k	c

Os nad oes gennych
bren mesur
DARN O BAPUR A4
HYD- tua 30CM
LLED- tua 21cm

HELFA NATUR NATURE HUNT

If you don't have a ruler
A PIECE OF A4 PAPER
LENGTH- approx. 30cm
WIDTH- approx. 21cm

Pan fyddwch yn mynd allan am dro tybed a allwch chi ddarganfod y canlynol? Rhwch dic wrth ymyl y rhai rydych yn darganfod. Beth am gymryd lluniau o'r hyd yr ydych yn darganfod neu gallwch greu pic collage o'r holl luniau yr ydych wedi tynnu.

When you go out for a walk I wonder if you can find the following? Tick the ones you find. Why not take some photos or create a pic collage of all the pictures you have taken.

- 1.) Rhywbeth gyda un llinell cymesuredd.
Something with 1 line of symmetry.
- 2.) Darn o bren sydd yn fwy na 30cm o hyd
A branch that is longer than 30cm in length
- 3.) Rhywbeth sydd ddwywaith maint eich troed
Something that is twice the length of your foot
- 4.) Rhywbeth sydd ddim yn hirach na'ch bys bawd
Something that isn't longer than your thumb
- 5.) Gwelltyn o wair sydd tua 60mm o hyd
Blade of grass approximately 60mm in length
- 6.) Dau ddeilen sydd yn debyg i'w gilydd
Two leaves that are similar to each other
- 7.) Rhywbeth pert
Something pretty
- 8.) Rhywbeth gyda mwy nag un llinell o gymesuredd
Something with more than one line of symmetry.
- 9.) Rhywbeth sydd tua hyd eich braich
Something that is the length of your arm
- 10.) Deilen werdd sydd ddim yn fwy na 10cm o ran lled.
A green leaf that isn't more than 10cm in width
- 11.) 5 math gwahanol o ddail
5 different types of leaves
- 12.) Rhywbeth garw
Something with a rough texture
- 13.) Darganfyddwch 6 brigyn ac ewch ati i greu oleua 4 patrwm gwahanol.
Find 6 twigs/ small branches and create at least 4 different patterns.




Tasg 2- Mathemateg- adre

Task 2 – Mathematics- at home

*Ewch ati i greu cwis mathemateg i'ch teulu!
Cofiwch ofyn cwestiyau adio, tynnu, rhannu a lluosu!*

Let's make a mathematics quiz for the family!

*Remember to ask addition, subtraction,
division and multiplication questions!*



1.

2.

3.

4.

5.

6.

7.

8.

9.

10.

Tasg Mathemateg 3 – Boggle (Adref)

Mathematics task 3 – Boggle (At Home)

Ar fy
ffordd

Defnyddiwch y grid Boggle i greu cymaint o frawddegau rhif a phosibl. Defnyddiwch adio, tynnu, lluosu a rhannu. Cofiwch mai dim ond rhifau o'r grid gallwch eu defnyddio e.e. $40 + 50 = 90$, $90 - 50 = 40$ Mae croeso i chi ychwanegu mwy o atebion ar y dudalen nesaf. Cewch ddefnyddio'r rhifau mwy nag unwaith. Dewisiwch y grid sydd fwyaf addas i chi.

Use the Boggle grid to create as many number sentences as possible. Try to add, subtract, multiply and divide e.g. $40 + 50 = 90$, $90 - 50 = 40$. You can only use numbers from the grids. Write your answers on the next page. You may use a number more than once. Choose the grid that's most appropriate for you.

13	8	11
12	5	7
20	9	15

25	75	15
85	100	50
2	10	20

e.g. $12 + 8 = 20$
 $20 - 13 = 7$

10	7	70
2	40	50
35	5	25

Tasg Mathemateg 3 – Boggle (Adref)

Mathematics task 3 – Boggle (At Home)

Bron
yna

Defnyddiwch y grid Boggle i greu cymaint o frawddegau rhif a phosibl. Defnyddiwch adio, tynnu, lluosu a rhannu. Cofiwch mai dim ond rhifau o'r grid gallwch eu defnyddio e.e. $40 + 50 = 90$, $90 - 50 = 40$ Mae croeso i chi ychwanegu mwy o atebion ar y dudalen nesaf. Cewch ddefnyddio'r rhifau mwy nag unwaith.

Use the Boggle grid to create as many number sentences as possible. Try to add, subtract, multiply and divide e.g. $40 + 50 = 90$, $90 - 50 = 40$. You can only use numbers from the grids. Write your answers on the next page. You may use a number more than once.

25	75	15
85	100	50
2	10	20

10	7	70
2	40	50
35	5	25

e.e. $75 + 25 = 100$

60	120	280
3	2	7
40	160	10

e.e. $2 \times 7 \times 2 \times 10 = 280$

Tasg Mathemateg 3 – Boggle (Adref)

Mathematics task 3 – Boggle (At Home)

Barod
am her
newydd

Defnyddiwch y grid Boggle i greu **cymaint** o frawddegau rhif a phosibl. Defnyddiwch adio, tynnu, lluosu a rhannu. Cofiwch mai dim ond rhifau o'r grid gallwch eu defnyddio e.e. $40 + 50 = 90$, $90 - 50 = 40$ Mae croeso i chi ychwanegu mwy o atebion ar y dudalen nesaf. Cewch ddefnyddio'r rhifau mwy nag unwaith.

Use the Boggle grid to create as many number sentences as possible. Try to add, subtract, multiply and divide e.g. $40 + 50 = 90$, $90 - 50 = 40$. You can only use numbers from the grids. Write your answers on the next page. You may use a number more than once.

10	7	70
2	40	50
35	5	25

20	56	9
10	2	3
75	8	5

e.e. $75 + 25 = 100$

60	120	280
3	2	7
40	160	10

e.e. $2 \times 7 \times 2 \times 10 = 280$

Task 1 Pontio (Adre)

Allwch chi greu darn o waith Celf mewn ymateb i amrywiaeth o ddyfyniadau? Gweler cyflwyniad eich athro fel ysbrydoliaeth.

Task 1 Transition (At home)

Can you create a piece of artwork in response to a range of quotes? Watch your teacher's introduction as inspiration.



<u>Dyfyniad Cymraeg</u>	<u>English Translation</u>
Mewn undod mae nerth	In unity there is strength
Daw eto haul ar fryn	The sun will rise again
Does unman yn debyg i adre	There's no place like home
Er gwaetha'r storm, fe ddaw'r enfys	After the storm, there is always a rainbow.

Tasg 1 Arloesi (Adre) / Task 1 Innovation
(At home)



A large, empty rectangular box with a thick magenta border, occupying most of the page, intended for writing or drawing.

Dyma Fi! This is Me!

Fy enw/My name:


Fy hoff bwnc/
My favourite subject:

Fy hoff lyfr /
My favourite book:

Fy hoff raglen deledu
/
My favourite tv show:

Fy hoff grŵp pop/
My favourite pop
group:

Dyma fi! This is me!



Fy hoff fwyd/My
favourite food

Rwy'n casau/ I dislike:-

Rwy'n hoffi / I like:-

Tasg Pontio 3 (Adre) / Transition Task 3 (At home)

Mae lliwiau yn gallu cyfleu ein teimladau ac yn meddwl pethau gwahanol i bobl gwahanol . Eich tasg chi yw i edrych ar y lliwiau a thynnu llun o rywbeth sydd yn gwneud i chi deimlo fel fel y lliw hynny. Meddyliwch am eich teimladau yn ystod y cyfnod i ffwrdd o ysgol ac eich teimladau am ddechrau ysgol newydd.

Colours can show our feelings and can mean different things to different people. Your task is to look at the colours and draw pictures of things that make you feel that colour. Think of your feelings during the time away from school and your feelings at starting a new school.

Dyma enghraifft i chi. Here is an example for you.

**Heulwen Haf /
Summer Sunshine**

Teimlaf
heulwen yr
Haf wrth
gerdded ar y
traeth.

**Stwnsh mafon/
Raspberry Red**

Teimlaf
stwnsh mafon
wrth ymlacio
yn darllen fy
hoff llyfr.

Byrlymog / Fizzy

Teimlaf yn
fyrlymog
wrth fynd ar
y ffigwr 8.

**Rhewllyd /
Frozen**

Teimlaf yn
rhewllyd pan
welaf pry
copyn yn y
tŷ.

Gobaith / Hope

Teimlaf gobaith
wrth weld babi
fy mrawd yn
dechrau
cerdded.

Syndod/ Surprise

Teimlaf syndod
wrth weld fy
nheulu am y tro
cyntaf er
amser.

Tasg Pontio 3 / Transition Task 3

Grid Lliwiau Teimladau / Feelings Colour Chart

Siart Teimladau _____ Feelings Chart

Heulwen Haf /
Summer Sunshine

Stwnsh mafon/
Raspberry Red

Byrlymog / Fizzy

Rhewllyd /
Frozen

Gobaith / Hope

Syndod / Surprise

Cwmwl tywyll


Gwylltineb/
Wildness

Rhyddid/
Freedom

TASG LLES 1 (Yn yr ysgol)/ WELLBEING TASK 1 (In school)

Gwyliwch y fideo o'ch athro dosbarth newydd yn cyflwyno ei hunan i chi. Ar ôl gwyllo y fideo tynnwch lun o'ch athro newydd a nodwch unrhyw wybodaeth yr ydych wedi dysgu am yr athro o amgylch y llun.

Watch the video by your new class teacher introducing themselves to you. After watching the video draw a picture of your new teacher and note any information you have learnt about them around the picture.



Tasg 2 Lles (At home)

Wellbeing Task 2 (At home)


A fedrwch chi ysgrifennu eich pryderon o fewn y pil
pala er mwyn iddyn nhw hedfan i ffwrdd?

Dyluniwch pil pala eich hun neu ddefnyddiwch yr u
sydd yma i chi.

Can you write your worries in the butterfly so that
they can fly away? Maybe you would like to design
your very own butterfly or use the template if you
would like. ?

Dyma linc ar gyfer y llyfr/ Here is a link to the
book.


https://www.youtube.com/watch?v=GYV_o9Uj2jc





Yn gyntaf, ail-wyliwch y fideo Newsround hwn: <https://www.youtube.com/watch?v=kgCNGvL0g1g>.

Yr wythnos hon, byddwn yn edrych ar stori LostPrincess (0:00) a Charlotte (8:25)



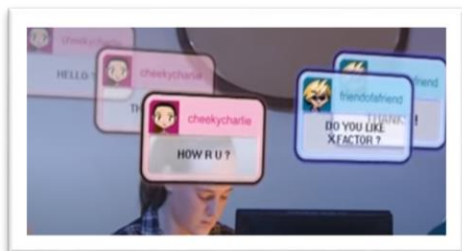
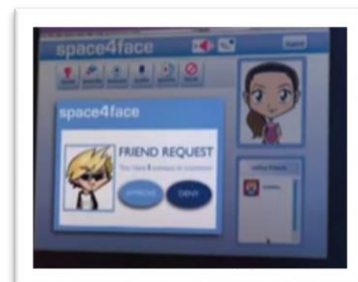
Gallai'r LostPrincess fod yn bwy bynnag yr oedd am fod ar-lein; newidiodd ei gwallt, ei golwg, hyd yn oed ei hoedran!

Ond nid hi oedd yr unig un!




Roedd Charlotte hefyd yn dweud celwydd am ei hoedran a dywedodd ei bod yn 13 ac nid yn 12 oed er mwyn iddi allu defnyddio gwefan cyfryngau cymdeithasol boblogaidd. Roedd ei ffrindiau i gyd yn ei wneud felly roedd yn iawn, oedd e?

Roedd Charlotte yn teimlo mor arbennig i gael cais ffrind. Doedd hi ddim yn adnabod y person ond dywedodd ei fod yn ffrind i ffrind o'r ysgol felly roedd hynny'n iawn, oedd e?



Bu Charlotte a LostPrincess yn siarad am oriau gyda'u ffrindiau newydd ar-lein. Roedd ganddyn nhw gymaint yn gyffredin ac roedd gan y ddau ohonyn nhw ddi-ddordeb mawr yn yr hyn oedd gan Charlotte a LostPrincess i'w ddweud.

Rhannodd y ddwy ferch wybodaeth bersonol amdanynt eu hunain gan feddwl ei bod yn ddiogel oherwydd eu bod yn adnabod eu ffrind rhithwir mor dda. Gofynnodd iddynt bethau a oedd yn gwneud iddynt deimlo'n anghyfforddus ac yn teimlo cywilydd. Roeddent yn ofni na fyddai eu ffrindiau newydd yn eu hoffi mwyach pe byddent yn dweud na.



Gofynnwyd i'r ddwy ferch gwrdd â'u ffrindiau rhithwir yn y byd go iawn. Roedd Charlotte yn ffodus bod ei Mam wedi darganfod cyn hyn ac roedd hi'n rhyddhad i gael help. Cyfarfu LostPrincess â'i WhiteKnight a darganfu nad oedd o gwbl pw y ddywedodd ei fod...

Mae perygl dieithr hyd yn oed yn fwy o broblem ar-lein fel y mae yn y byd go iawn. Sut allwn ni wneud yr holl bethau rydyn ni'n mwynhau eu gwneud ar-lein a dal i gadw ein hunain yn ddiogel?

Mae 2 dasg yr wythnos hon i chi eu cwblhau:

Perygl Dieithryn




Sut i Ymateb







First, rewatch this Newsround video: <https://www.youtube.com/watch?v=kgCNGvL0g1g>.

This week we're going to be looking at Lost Princess (0:00) and Charlotte's story (8:25).



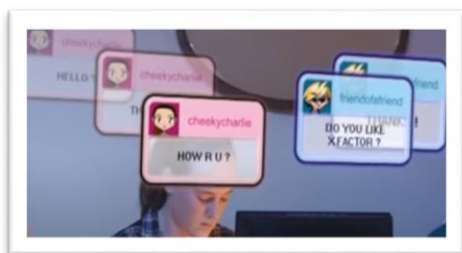
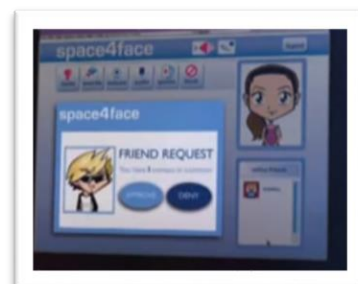
LostPrincess could be whoever she wanted to be online; she changed her hair, her look, even her age!

But she wasn't the only one!



Charlotte also lied about her age and said that she was 13 and not 12 so she could use a popular social media site. All of her friends were doing it so it was alright, wasn't it?

Charlotte felt so special to be sent a friend request. She didn't know the person but he said he was a friend of a friend from school so that was fine, wasn't it?



Both Charlotte and Lost Princess talked for hours with their new friends online. They had so much in common and they were both really interested in what Charlotte and LostPrincess had to say.

Both girls shared personal information about themselves thinking it was safe because they knew their virtual friend so well. He asked them things that made them feel uncomfortable and embarrassed. They were afraid that their new friends wouldn't like them anymore if they said no.



Both girls were asked to meet their virtual friends in the real world. Charlotte was lucky that her Mum found out before this and she was relieved to get help. Lost Princess met up with her WhiteKnight and she found out that he wasn't at all who he said he was...

Stranger danger is even more of a problem online as it is in the real world. How can we do all the things that we enjoy doing online and still keep ourselves safe?

There are 2 tasks this week for you to complete:

Stranger Danger



How to respond





Perygl Dieithryn



Creu poster o reolau i helpu plant eraill gyda dieithriaid ar-lein. Meddylwch sut y gellir cymhwyso rheolau perygl dieithriaid yn y byd go iawn i'r byd digidol. Edrychwch ar yr enghreifftiau ar y dudalen nesaf i'ch helpu chi.

Create a poster of rules to help other children with strangers online. Think about how the rules of stranger danger in the real world can be applied to the digital world. Have a look at the examples on the next page to help you.



<https://www.free-for-kids.com/internet-safety-posters.shtml> – llawer o syniadau fan hyn i'ch helpu

STRANGER DANGER

NEVER Never agree to meet a stranger. Do not go anywhere, or do anything with someone that you are not comfortable with.

NEVER Never take sweets or presents from someone you don't know.

NEVER Never get into a car or vehicle belonging to someone that you do not know.

NEVER Never give your personal details to a stranger.

ALWAYS Tell your parents or a responsible adult, where you are going and who you are with.

ALWAYS Arrange a time to be back – and stick to it!

ALWAYS Look out for each other when you are playing with friends.

ALWAYS Make sure you know the contact details of your parents, or a responsible adult, that you can contact in an emergency.

Digital Stranger Danger

People you only know online are strangers. Not everyone on the Internet is who they say they are, so it's important to be careful when talking to people online.

Beware of Strangers

Any person online who you have not met in real life is a stranger.

Some strangers use the internet to gain the trust of children and take advantage of them. This is called grooming.

Strangers online can:

- Use a fake name or username to appear to share your interests.
- Use a fake age to seem like a child you could be friends with.
- Use avatars (images or characters that represent online users) to hide who they really are.
- Pretend to be interested in the same things as you by asking questions about your interests or hobbies.

Live Streaming

Live streaming is when two or more people have live video conversations on social media or online streaming apps. Live streaming can be dangerous because strangers may target sites such as Snapchat, Facebook Live, Periscope and Orngole, to groom or abuse children.

Safe Online

When you're online, make sure you:

- Ignore requests from people you don't know.
- Don't learn or live stream on apps with strangers.
- Don't post photos of yourself with strangers.
- Remember you've only ever talked to online, unless you're with a parent or guardian.

If a stranger has contacted you inappropriately, tell a trusted adult (such as a parent or teacher). If you feel as though you're in danger and need help straight away, call the police on 999.

INTERNET SAFETY BE SMART AVOID STRANGER DANGER

SOME PEOPLE PRETEND THEY ARE SOMEONE ELSE -

- THEY PRETEND TO BE KIDS -
- THEY TRY TO BE YOUR FRIEND -
- THEY ARE PREDATORS -
- THEY CAN BE DANGEROUS

DO NOT BE FOOLED!

- ONLY "FRIEND" PEOPLE YOU KNOW -
- ONLY TALK TO, MESSAGE, EMAIL OR SEND PICTURES TO PEOPLE YOU REALLY KNOW -

DO NOT

- ENTER CONTESTS
- JOIN CLUBS
- WITHOUT PERMISSION FROM YOUR PARENT -

ALWAYS TELL YOUR PARENTS

IF YOU RECEIVE A MESSAGE OR EMAIL FROM SOMEONE YOU DO NOT KNOW!

© 2016 abc4kids.com

Back To School - Child Safety Tips

You can't always be near your child. How do you make sure they are safe? Teach your children:

STRANGER DANGER

- 01 What do you mean by strangers?**
 Pretty strangers can be as dangerous as scary-looking strangers.
- 02 Who can they go to when they need help?**
 Teachers, Policemen, Neighbours
- 03 Possible dangerous situations, eg:**
 A stranger claims to be a friend of your parents and offers you a ride home from school.
 Children should not approach or follow strangers.
 A nice looking stranger approaches you and asks for help/directions.
 Good grownups don't ask kids for help. They go to other adults for assistance.
- 04 What to teach your child:**
 Always be accompanied by someone they can trust.
 Know the home address and mummy's and daddy's phone numbers.
 Scream or shout "NO!" when they are in a dangerous situation.
 Talk with mummy/daddy about their day and not keep secrets from them.

Malaysia's Pioneer Expert Driven Educational Programme
 www.mypositiveparenting.org



Sut i ymateb



Mae dieithriaid wedi anfon y negeseuon hyn atoch ar-lein. Wirte eich atebion i bob un yn y swigen lleferydd gwag. / Strangers have sent you these messages online. Wirte your replies to each one in the blank speech bubble.

Byddaf yn anfon tocyn ychwanegol atoch i'ch hoff fand os dywedwch wrthyf eich cyfeiriad. / I'll send you an extra ticket to your favourite band if you tell me your address.

Diolch, ond dydw i ddim yn rhoi mas fy ngwybodaeth personol arlein. Mwynhewch y sioe!

Helo, Sara ydw i. Rwy'n 10 oed. Beth yw dy enw? / Hi, I'm Sara. I'm 10 years old. What's your name?

Dyma'r heddlu. Dywedwch wrthyf eich cyfeiriad. / This is the police. Please tell me your address.

Helo, rwy'n ffrind i Callum yn eich ysgol. Beth yw dy enw? / Hi there, I'm a friend of Callum's at your school. What's your name?

Helo, dwi'n 12 oed ac rydw i newydd symud i Gasnewydd. I ba ysgol ydych chi'n mynd? / Hi, I'm 12 and I've just moved to Newport. Which school do you go to?

Llongyfarchiadau! Rydych chi newydd ennill cyflenwad blwyddyn o siocled. Beth yw eich cyfeiriad fel y gallwn ei bostio atoch chi? / Congratulations! You've just won a year's supply of chocolate. What's your address so we can post it to you?