

Pecyn
Gweithgareddau
Ysgol Gymraeg
Casnewydd
Activity Pack



Meithrin / Nursery
Wythnos 2 / Week 2
06.07.2020

<p>leithoedd, Llythrennedd a Chyfathrebu / Languages Literacy and Communication</p>	<p>Mathemateg a Rhifedd / Mathematics and Numeracy</p>	<p>Arloesi / Innovation</p>	<p>Iechyd a Lles / Health and Wellbeing</p>
<p>Tasg 1 / Task 1 Cerdiau Fflach / Flash Cards Edrychwch ar y cerdiau fflach a dysgwch y geiriau neu'r llythrennau o fewn y geiriau. Ydych chi'n gallu gweld unrhyw geiriau sydd yn perthyn i'ch henw? Look at the Flash cards and learn the new words or the letters within the words. Can you spot any letters that belong to your name?</p>	<p>Tasg 1 / Task 1 Patrïymau / Patterns Parhau i lenwi'r dilyniant patrïymau o'r lluniau Swyddfa Bost. Continue to fill in the pattern sequence of the Post Office pictures.</p>	<p>Tasg 1 / Task 1 Dilunio a chreu stampiau eich hun. Defnyddio'r templed fel cymorth. Gallwch ddefnyddio yn eich Chwarae Rol Swyddfa Bost. Design and create your own stamps. Use the template for support. You could use them in your Post Office Role Play.</p>	<p>Tasg 1 / Task 1 Hunan-werth / Self-esteem Fy mlaciau hunan-gariad – meddyliwch am bethau byfryd am chi eich hun a naill ai gofyn i'ch rhieni i lenwi neu gallwch greu lluniau. Rhwng y taflen yn eich ystafell gwely er mwyn eich atgoffa pob dydd. My self-love blocks – Think of all the lovely things about yourself and either ask a parent to write them or draw pictures. Put the page in your bedroom so that you can remind yourself each day.</p>
<p>Tasg 2 / Task 2 Ysgrifennu Cerdyn Post neu creu lluniau a phostiwrch i aelod o'ch teulu neu ffrind. Gallwch naill ai rhoi stamp ar y cerdyn post a phostio yn y blwch postio neu cerdded i ty rhywun i bostio trwy y drws. Cofiwch i ymarfer sut i ysgrifennu eich henw. Write a post card or draw pictures and then post to a member of the family or to a friend. You could either place a stamp on the card and post at the post box, or you could hand deliver through someone's door, just like the post workers. Remember to practice writing your name.</p>	<p>Tasg 2 / Task 2 Pwysu / Weighing Maint / Size Casglwch amrywiaeth o eitemau (apiwch os ydych eisiau), yna cyn pwysu, dyfalwch pa eitemau sy'n ysgafnach neu'n drymwrach i'w gilydd. Gallwch hefyd trafod bach, canolig a mawr a dosbarthu mewn i grwpiau. Collect various items (wrap them if you'd like), then before weighing, guess which items are lighter or heavier than one another. You could also discuss small, medium and large then distribute into those groups.</p>	<p>Tasg 2 / Task 2 Chwarae Rol / Role Play Printio neu ail-greu y templedi er mwyn gallu chwarae rol yn Swyddfa Bost eich hun. Bydd arwyddion, rhestr prisiau, ffurflenni i lenwi a'w b. Gallwch greu Swyddfa Bost gan ddefnyddio byrddau a chadeiriau. Os oes stampiau gennych, gallwch stampio unrhyw llythyron. Print or re-create the templates provided in order to role play the Post Office. There are signs, price lists, application forms to fill etc. You could create a Post Office using chairs and tables. If you have a stamp, you could stamp the letters that arrive.</p>	<p>Tasg 2 / Task 2 Mae gweithwyr post yn cadw'n heini wrth gerdded a phostio llythyron trwy drysau pobl. Beth am fynd am dro fel gweithwyr post, naill ai am hwy! neu i bostio llythyr yn y blwch postio. Ar eich taith, gallwch edrych ar drysau pobl neu'r ceir, ac enwi'r llwiau yn gymraeg. Postal workers keep fit by walking and posting letters through people's doors. What about going for a walk like a postal worker, either for fun or to post a letter in the post box. On your walk, what about looking at people's doors and the cars and name the colours in Welsh.</p>
<p>Tasg 3 / Task 3 Ysgrifennwch llythyr neu gwneud lluniau a phostio yn y blwch postio neu trwy drws rhywun. Beth am son am eich hoff bethau i wneud yn ystod eich hamser yn y ty. Beth ydych chi wedi mwynhau gwneud? Write a letter or draw pictures and post at the post box or through the door. What about showing your favourite things to do during your time at home. What have you enjoyed doing?</p>	<p>Tasg 3 / Task 3 Trefnu rhifau / Number sorting Cyfrifwch a threfnwch y rhifau ac yna match i'r blychau postio. Count and sort the numbers, then match them to the post boxes.</p>	<p>Tasg 3 / Task 3 Amlen / Envelopes Beth am greu amlen eich hun. Defnyddiwch y taflen Gam wrth Gam fel cymorth. Gallwch ddefnyddio yn eich Chwarae Rol, neu defnyddio i bostio llythyron i deulu a ffrindiau. What about creating your own envelopes. Use the step by step sheet provided as support. You can use them in your role play or if you post letters to friends and family.</p>	<p>Tasg 3 / Task 3 E-Ddiogelwch / E-Safety 'Pop ups' - Darllenwch y taflen am pop ups, trafodwch y cynnwys efo'ch plentyn. Yna creu poster syml o sut i fod yn ddiogel ar y We. Read the sheet about pop ups, discuss its content with your child. Then create a poster about how to be safe online.</p>

laith / Literacy

Tasg 1 / Task 1

laith / Literacy

Tasg 2 / Task 2



Iaith / Literacy

Tasg 3 / Task 3



gweithwyr post
(postal workers)



llythyr
(letter)



blwch postio
(post box)



amlen
(envelope)

Iaith / Literacy

Tasg 3 / Task 3



swyddfa bost
(post office)



fan
(van)



stamp
(stamp)



parsel
(parcel)

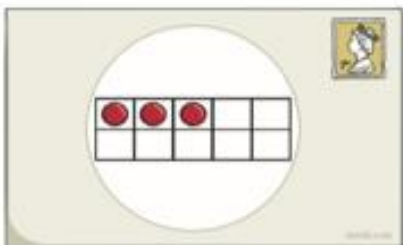
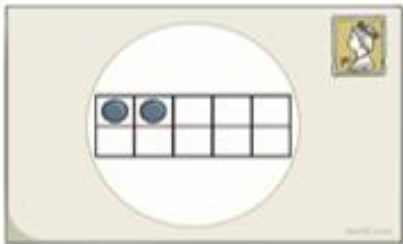
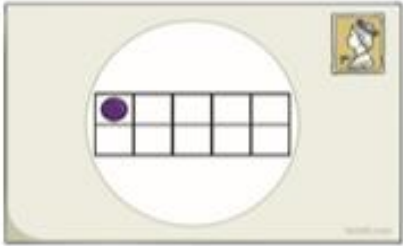
Rhifedd / Numeracy

Tasg 1 / Task 1




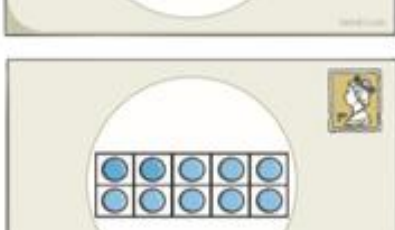
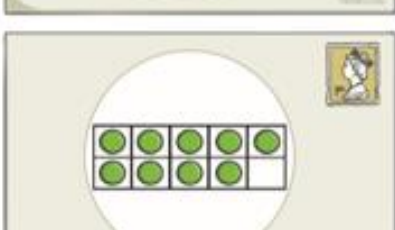
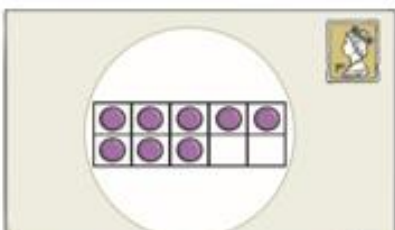
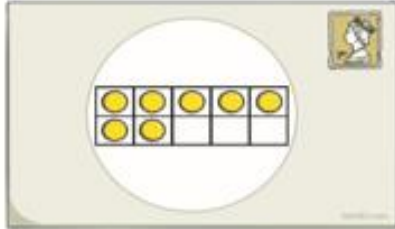
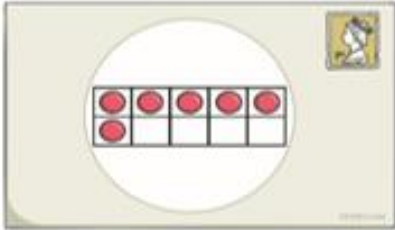
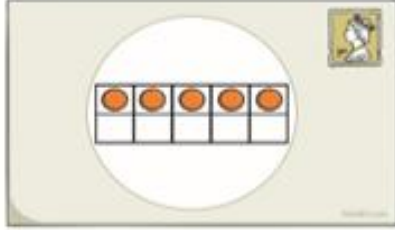
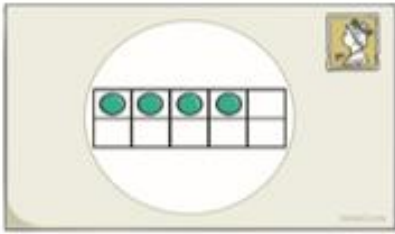
Rhifedd / Numeracy

Tasg 1 / Task 1



Rhifedd / Numeracy

Tasg 1 / Task 1



Rhifedd / Numeracy

Tasg 2 / Task 2

bach

(small)

ysgafn

(light)

canolig

(medium)

trwwm

(heavy)







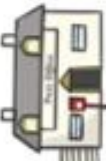



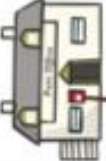






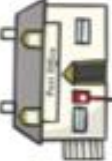





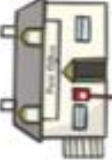








mawr

(large)



Rhifedd / Numeracy

Tasg 3 / Task 3



Torrwch y lluniau yma allan a gludwch yn y lle cywir er mwyn creu dilyniant patrwm.

Cut these pictures out the glue them in the blank spaces in order to create a pattern sequence.

Arloesi / Innovation

Tasg 1 / Task 1


Arloesi / Innovation

Tasg 1 / Task 1

The image displays a 2x2 grid of four identical blank rectangular boxes. Each box is defined by a double-line border: an inner solid line and an outer scalloped line. The boxes are arranged in two rows and two columns, separated by thin white gaps. The entire grid is centered on a white background, which is framed by a decorative blue border consisting of alternating solid and dashed lines.

Arloesi / Innovation

Tasg 1 / Task 1




SWYDDFA

BOST

Arloesi / Innovation

Task 2 / Task 2



Ffurflen Gais Trwydded Deithio



ffotograff



Enw _____

Cyfeiriad _____

Rhif Ffôn _____

Rhif Trwydded Deithio: _____



Ffurflen Treth Car

Enw _____

Cyfeiriad _____

Rhif Ffôn _____

Rhif Car _____



Ffurflen Treth Car

Enw _____

Cyfeiriad _____

Rhif Ffôn _____

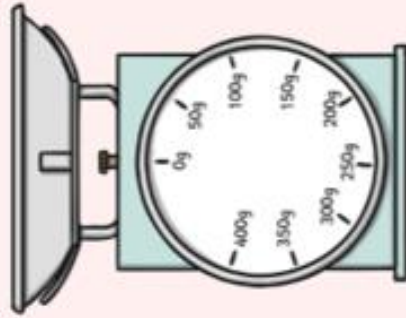
Rhif Car _____

Prynnwch eich
stampiau yma



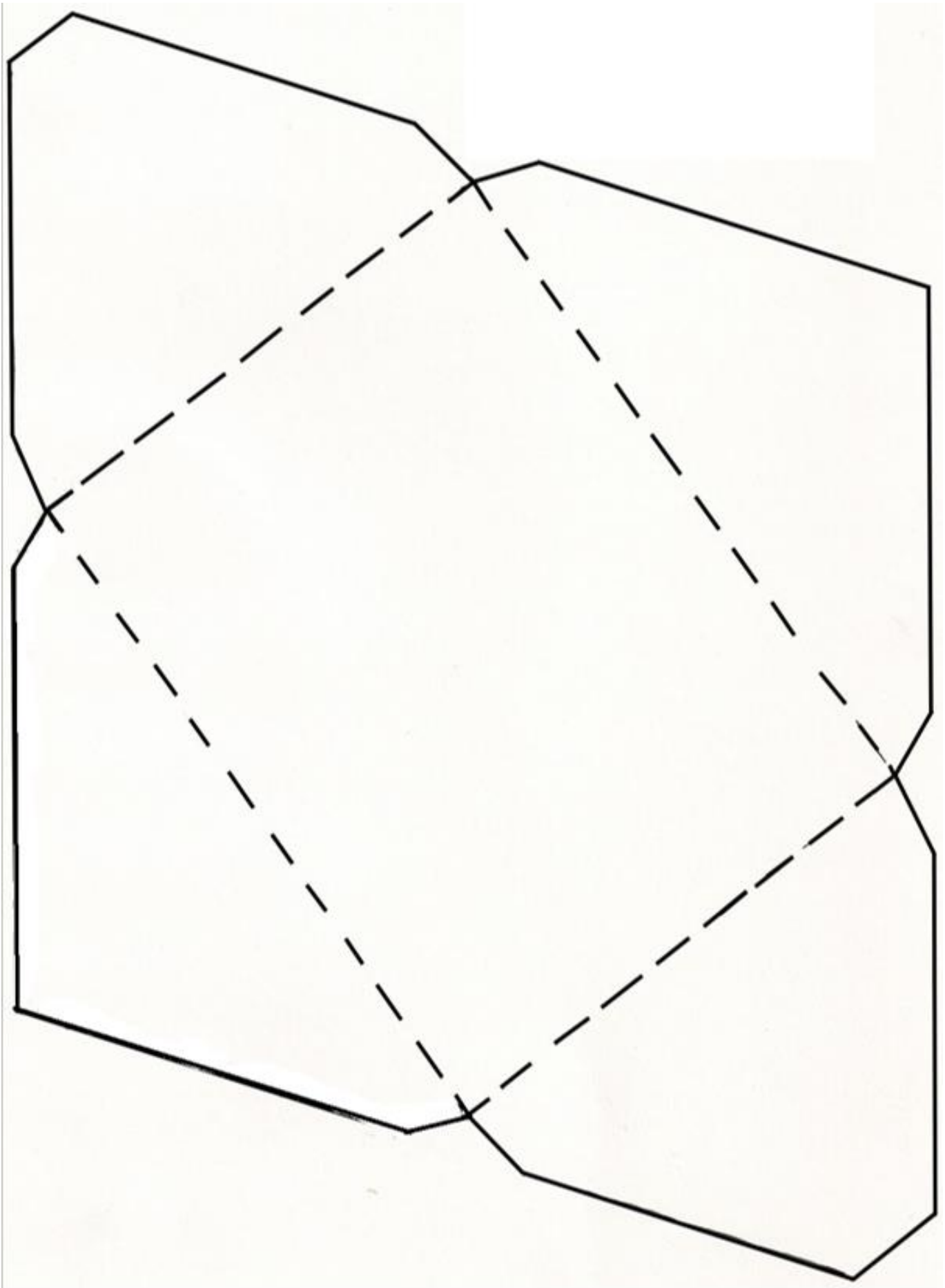
Stamp Dosbarth 1af - 46c
Stamp 2il ddosbarth - 36c

Pwyswch eich
parsel yma



Arloesi / Innovation

Tasg 3 / Task 3



Lles / Wellbeing

Tasg 1 / Task 1

2 peth doniol
am fi fy hun:

1 peth rydw i'n
caru am fi fy
hun:

Fy
mlociau
hunan-werth

3 rhinwedd sydd gen i:

4 ffordd rydw i'n gwneud eraill yn
hapus:

5 peth wnes yn dda wythnos yma:



Lles / Wellbeing

Tasg 1 / Task 1

2 funny things
about me:

1 thing I love
about myself:

My self-love
blocks

3 qualities I have:

4 ways I make people happy:

5 things I did well this week:



Lles / Wellbeing

Tasg 3 / Task 3

Tasg Lles 3 - E-diogelwch 'Pop ups'
Wellbeing Task 3 E-Safety Pop ups
(I wneud yn y ty - To do at home).

Gwyliwch y fideo isod ac yna cwblhewch y tasg Lles 3.

Watch the video below then complete the Wellbeing task 3



https://www.youtube.com/watch?v=d5kW4pl_VQw

Lles / Wellbeing

Tasg 3 / Task 3

Tasg Lles 3- E-diogelwch 'Pop ups' Wellbeing Task 3 E-Safety Pop ups (I wneud yn y ty-To do at home).



Hapus yn chwarae gêm

Happy playing a game.



Mae pop up yn dod ar y sgrin.
Mae'r ferch yn pwysu ar y pop up
ac mae mwy yn dod. Doedd hyn
ddim yn y peth cywir i wneud.

A Pop up comes on the screen and
she clicks on it. More start
appearing. This is not ok.



Mae hyn yn ofni hi, mae hi'n mynd
i ddweud wrth oedolyn, mae e'n
helpu. Hyn yw'r peth cywir i
wneud.

She gets scared and tells a grown
up she trusts, he helps her. This is
the right thing to do.



Mae pop up arall ar y sgrin, mae
hi'n dweud wrth yr oedolyn yn
syth, sy'n helpu. Hyn yw'r peth
cywir i wneud.

Another pop up shows up. She tells
her trusted grown up straight
away. He helps her again. This is the
right thing to do.



Mae'r ddau yn chwarae'r gêm
gyda'i gilydd yn hapus.

They play the game happily
together.

Lles / Wellbeing

Tasg 3 / Task 3

Tasg Lles 3- E-diogelwch 'Pop ups'

Wellbeing Task 3 E-Safety Pop ups

(I wneud yn y ty-To do at home).

Gwnewch boster am e-diogelwch, gan gynnwys pop up ar y sgrin a beth ddylech gwneud os ydych yn gweld un.

Create a poster about internet safety, showing a pop up on the screen and what you should do if you see one.